

Oprawy biurkowe

Desk



Save energy



Lewis

1 | 66614/30/10
 2 | 66614/87/10
PHILIPS 11W INCL.
 1x G23 | max. 11W | 230V |

| ↑ 459 | ← 200 | ↗ 595 |

MET SYN

Manuel

3 | 67306/87/10
11W INCL.
 1x G23 | max. 11W | 230V |

| ↑ 550 | ← 210 | ↗ 330 |

MET SYN

Axel

4 | 67312/30/10
7W INCL.
 1x GU10 | max. 7W | 230V |

| ↑ 334 | ← 166 | ↗ 223 |

MET SYN



Axel

1 | 67312/31/10

7W INCL.

1x GU10 | max. 7W | 230V | ☐

Y | 334 | 166 | 223

MET SYN






Desk
160






Steve

1 | 66221/17/10



 **PHILIPS 40W INCL.**
1x G9 | max. 40W | 230V | 


 | ↑ 441 | ← 140 | ↗ 336



  

Sullivan

2 | 66227/17/10



 **PHILIPS 60W INCL.**
1x G9 | max. 60W | 230V | 


 | ↑ 435 | ← 178 | ↗ 490



 

Sullivan

3 | 66228/17/10

 **PHILIPS 60W INCL.**
1x G9 | max. 60W | 230V | 

 | ↑ 260 | ← 112 | ↗ 340



Winston

1 | 67010/17/10

50W INCL.

1x GY 6,35 | max. 50W | $\frac{230V}{12V}$ | \square

| \uparrow 555 | \rightarrow 200 | \swarrow 445 |

MET

Winston

2 | 67750/17/10

50W INCL.

1x GY 6,35 | max. 50W | $\frac{230V}{12V}$ | \square

| \uparrow 1430 | \rightarrow 260 | \swarrow 600 |

MET




Oliver

1 | 67113/30/10

2 | 67113/87/10

 **PHILIPS 40W INCL.**

1x G9 | max. 40W | 230V | 

 | ↑ 710 | ← 200 | ↗ 470 |



Yannick

1 | 66222/17/10

PHILIPS 40W INCL.

1x G9 | max. 40W | 230V | ☐

| 447 | 140 | 329 |

MET SYN

Martin

2 | 67201/11/10

3 | 67201/17/10

1x E14 | max. 40W | 230V | ☐

| 370 | 145 | 170 |

MET




Desk
164

Leo

1 | 66210/48/10

 **PHILIPS 60W INCL.**

1x G9 | max. 75W | 230V | 

 | ↑ 800 | ← 175 | ↗ 800 |


MET SYN

Aaron

2 | 66460/31/10

3 | 66460/87/10

1x E27 | max. 60W | 230V | 

 | ↑ 372 | ← 155 | ↗ 205 |

MET SYN



3
33/50W



4
33/50W



2
33/50W



1
33/50W

Carlton

1 | 900/21/30

2 | 900/21/87

50W INCL.

1x GY 6,35 | max. 50W | 230V-12V | □

| 1360 | ↔ 230 | ↗ 695 |

MET SYN

Carlton

3 | 1200/21/30

4 | 1200/21/87

50W INCL.

1x GY 6,35 | max. 50W | 230V-12V | □









| 1510 | ↔ 160 | ↗ 270 |

MET SYN








Desk
166

Timo






	1 66615/20/10
	2 66615/30/10
	3 66615/32/10
	4 66615/46/10
1x E14 max. 12W 230V 	
 ↑ 405 ← 225 ↗ 260	
 	




Ringo


	1 12923/01/32
	2 12923/01/35
1x E14 max. 40W 230V 	
 \updownarrow 335 \leftrightarrow 110 \swarrow 155	
	


Ringo

	3 12923/01/53
	4 12923/01/87
1x E14 max. 40W 230V 	
 \updownarrow 335 \leftrightarrow 110 \swarrow 155	
	




Benny

 1 | 66236/34/10

 2 | 66236/35/10


 3 | 66236/87/10

 **PHILIPS 60W INCL.**
1x G9 | max. 60W | 230V | 

 | ↑ 296 | ← 120 | ↗ 229


Cooper

 4 | 66616/28/10

 5 | 66616/30/10

 6 | 66616/87/10

 **PHILIPS 8W INCL.**
1x E14 | max. 8W | 230V | 

 | ↑ 372 | ← 138 | ↗ 309



4
⏻



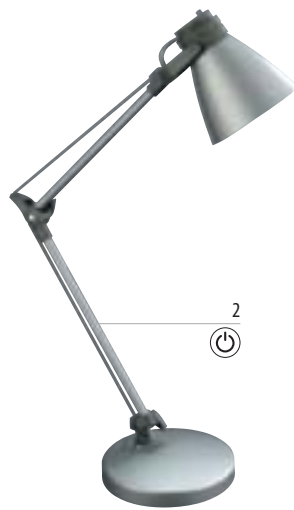
5
⏻



6
⏻



1
⏻



2
⏻



3
⏻

Benjamin

1 | 66434/17/10

2 | 66434/87/10

3 | 66434/91/10

1x E14 | max. 40W | 230V | ☐

Y | | 520 | → 145 | ↗ 345 |

MET SYN

Ewan

4 | 67200/35/10

5 | 67200/53/10

6 | 67200/93/10

1x E14 | max. 40W | 230V | ☐

Y | | 350 | → 160 | ↗ 360 |

MET SYN



Desk
170

Warren

- 1 | 66230/33/10

- 2 | 66230/35/10

- 3 | 66230/53/10

PHILIPS 60W INCL.
 1x G9 | max. 60W | 230V |


| ↑ 476 | ← 184 | ↗ 405 |


MET SYN






Phil

 1 | 67107/33/10

 2 | 67107/35/10

 3 | 67107/53/10

 **PHILIPS 40W INCL.**
1x G9 | max. 40W | 230V | 

 | 1 385 | 140 | 275 |



1




2



3




5



4



6




7

Samuel

■ 1 | 67002/91/10

 35W INCL.

1x GY 6,35 | max. 35W | $\frac{230V}{12V}$ | 

 | 1 475 | \leftrightarrow 110 | \nearrow 125 |


 

Jerry

■ 2 | 82442/21/30

 35W INCL.

1x GY 6,35 | max. 35W | $\frac{230V}{12V}$ | 

 | 1 500 | \leftrightarrow 105 | \nearrow 230 |

Tommi

■ 4 | 83244/21/30


■ 5 | 83244/21/34

■ 6 | 83244/21/35

■ 7 | 83244/21/87

 20W INCL.

1x G4 | max. 20W | $\frac{230V}{12V}$ | 

 | 1 440 | \leftrightarrow 117 | \nearrow 430 |



Architect

■ 1 | 12830/01/87

1x E27 | max. 60W | 230V | ☐

Y | | 1 900 | ↔ 190 | ↗ 800 |

MET SYN

Architect

■ 2 | 12831/01/30

□ 3 | 12831/01/31

1x E27 | max. 60W | 230V | ☐

Y | | 1 800 | ↔ 185 | ↗ 600 |

MET SYN

Lollipop

■ 4 | 12933/21/30

11W INCL.

1x G23 | max. 11W | 230V | ☐

Y | | 1 800 | ↔ 340 | ↗ 750 |






MET SYN








Desk
174







James


	1 66612/06/10
	PHILIPS 14W INCL. 1x E27 max. 14W 230V 
	↑ 100 ↔ 110 ↗ 476
	

James

	2 66613/06/10
	PHILIPS 14W INCL. 1x E27 max. 14W 230V 
	↑ 421 ↔ 172 ↗ 500
	

James

	3 67653/06/10
	PHILIPS 14W INCL. 1x E27 max. 14W 230V 
	↑ 1320 ↔ 220 ↗ 655
	



Flamingo

1 | 929/21/06

2 | 929/21/17

35W INCL.
1x GY 6,35 | max. 35W | 230V-12V | □

Y | | 1370 | ↔ 225 | ↗ 600 |



Flamingo

3 | 1229/21/06

4 | 1229/21/17

35W INCL.
1x GY 6,35 | max. 35W | 230V-12V | □

Y | | 500 | ↔ 150 | ↗ 350 |

